


THE MOOSE CALL
c/o Arthur Hodgson
1805 N 10
Boise, ID 83702

TIME VALUE MAIL-DO NOT DELAY



MOOSE
CALL

OFFICERS

SENESCHAL

Lady Els Merryweather
(Susan Huit)
1515½ Vermont
Boise, ID 83706
342-1385

KNIGHT MARSHAL

Mantus Daglien
(Bryan Williams)
2455 S. Slope Rd.
Emmet, ID 83617
365-4790

MRS. of ARTS & SCIENCES

Joanna dePaladin
(Joanne Arent).
3937 Tom's Cabin Rd.
336-7034

HOSPITLAR

Lady Catriona Valquez
(Kathy Hadden)
1533 Michael St.
Emmet, ID 83617
365-4739

CHRONICLER

William Carterhaugh
(Art Hodgson)
1805 N. 10
Boise, ID 83702
344-5638

HERALD

Lord Brendan ap Morgan
(Joe Gawron)
315 Peasley #5
Boise, ID 83705
345-9089

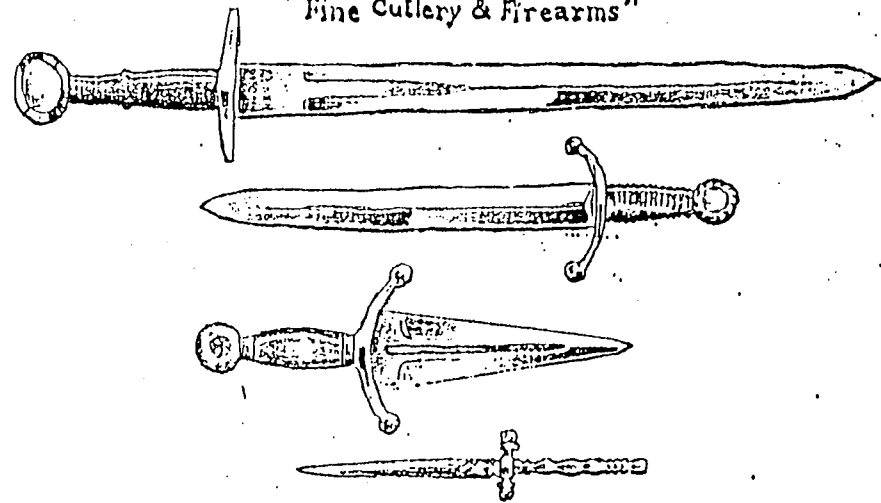
REEVE

Eliador of Hinlandia
(Elizabeth Greely)
1615 N. 13
Boise, ID 83702
384-5292

The Moose Call is a non-profit, non-official newsletter by and for the Shire of Arn Hold. Opinions herein are those of the editor, writers or artists, and are not necessarily those of the Society for Creative Anachronism, Inc.

The Cutlery Shoppe

"Fine Cutlery & Firearms"



Excellent replicas of actual swords of
Medieval Europe. German CK55
Krupp Steel. Near perfect duplications.

Greatsword, circa 1300

48½" long, 38" blade, leather grip, \$149.95

Catalonian Broadsword, circa 1450

39¼" long, 32¼" blade, wire grip, \$139.95

Cinquedeas, "5-finger" dagger, circa 1490

17¼" long, wooden grip, \$69.95

Stiletto, circa 1620

10" long, 5½" inch blade, steel grip, \$19.95

please call:

Jeff Loffer
(208) 343-7640

MOVED TO 8th St MARKETPLACE
N. 9th St.
Boise, ID 83702

RECEPTION

On August 9-10, Across the river from Swan Valley, a "suburb" of the Shire of 1000 Eyes, the despicable barbarians of Antir struck a blow in the very heart of fair Atenveldt.

They were, of course, quickly annihilated, as the ratio of Atenveldt fighters to Antirean was something like 13-6. And not only did we have numbers on our side, but we also had Wicked Uncle Bill, the 'vice-count.'

A brilliant method of avoiding hangover was discovered by someone who shall remain unnamed, which is to stay drunk. Our friendly neighborhood mercenary, Hakkon, (I think I saw it spelled that way somewhere,) had a conflict over who he should obey, his lady or the queen. He chose his lady and was sentenced to death by hangover.

Our own Els Merryweather was given an Award of Arms by Queen Anna. Congrats, Lady Els! Vivot!

At the bardic circle, Countess Daidan Mackay, the fair lady whom the horrid Antireans were after, introduced some good Scottish drinking songs, while Sir William Gallowglass Danced in the fire. Hakkon had to ask the next day if that was reality or just a side effect of his death sentence.

The feast was very good, with a pit roasted pig, but 1000 Eyes is probably still having leftovers. There wasn't very much fighting, as it got hot quickly, but what there was was fun.

SHIRISH

Shire of Arn Hold

Calendar of Events

- SEPTEMBER - 16 Community Education Registration
East Jr. High 6:30 pm to handout
flyers and answer questions.
- 30 Meeting to go over classes, 7:30 pm
at Lady Els'
- OCTOBER - 5 Shire Montly meeting 8:00 pm Round
Table Pizza on Fairview
- 14 Community Ed. classes begin, 7:30 to
9:00 pm Boise High School, first class
Personnas and an Introduction to the
Society for Creative Anachronism
- 21 Community Ed. Class 7:30 to 9:00 pm
B.H.S. - Dance and Music
- 28 Community Ed. Class 7:30 to 9:00 pm
B.H.S. - Heraldry
- NOVEMBER - 2 Shire Monthly Meeting 8:00 pm Round
Table Pizza on Fairview
- 4 Community Ed. Class 7:30 to 9:00 pm
B.H.S. - Costumes
- 11 Community Ed. Class 7:30 to 9:00 pm
B.H.S. - Cookery and Herbs
- 18 Community Ed. Class 7:30 to 9:00 pm
B.H.S. - Calligraphy and Medieval
writing
- 25 Community Ed. Class 7:30 to 9:00 pm
B.H.S. - General Misc.

DECEMBER - 2. Community Ed. Class 7:30 to 9:00 pm
B.H.S. - Armor and Fighting

7 Shire Monthly Meeting 8:00 pm Round
Table Pizza on Fairview

Greetings Unto the populace of Arn Hold,
anybody wishing to hold an event in December or
January please contact me. Also I would like to
know if people are interested in putting in a bid for
the Artemesian Champions Tourney in May. We need
to make a decision by the first of January. I think
we could handle it but if no one is interested
then why waist the time. So please let me know how
you feel.

Thank you for your time.
Your Humble Seneschal,




Els Merryweather

Also coming up this month;

SEPTEMBER

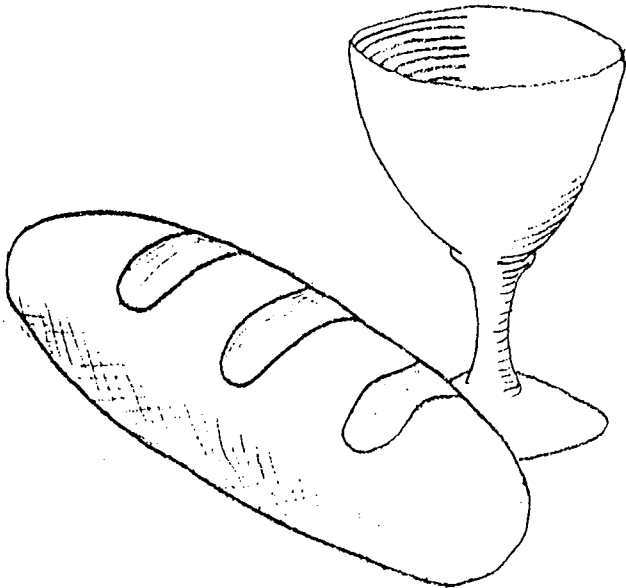
- 6-7 Atenveldt Crown Tourney, 1000 Eyes
- 13 Baroness' Champion Tourney, Loch Salaan
- 20-21 Artemesian Arts & Sciences Competition,
Loch Salann



ARMENIAN LAMB RAGOUT

6 lamb shanks
2 Tbs. plain flour
3 garlic cloves, finely chopped
1 onion, chopped
1 capsicum, chopped
2 tsp. ground cumin*
1 tsp. black pepper corns
1 Tbs. lemon juice
3 cups tomato juice
salt (?)

Roll the shanks in the flour and place in a large casserole with the other ingredients. Cover and bake in a slow oven, (275-300) for 2½ hrs. Serve hot with rice.



Hi there, everyone. This is me.

I've been chronicling now for almost half a year. Compared to other Chronicler's records, that's not really a fantastic length of time, but I've already had my taste of office. (Ick!)

True, there's a lot of pride in getting a newsletter done and seeing people read it. However, there's also a lot of blood, sweat, and tears, so to speak, in putting it together.

What I'm asking is; will anyone take over Chronicling for me sometime? Please? I'm not in a really big hurry, but I'd like to know if there's any response sometime soon.

Wylliam Carterhaugh,
Chronicler.

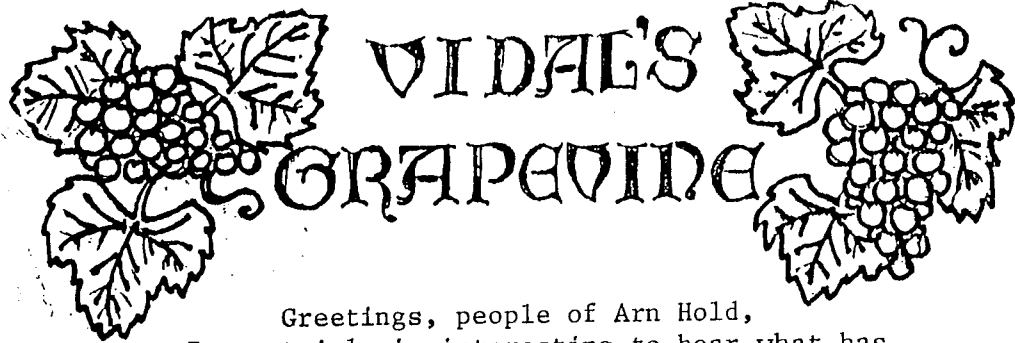
REQUIREMENTS FOR SUBMISSIONS:

If you want things to go in as is, you must use a 8½ X 5½ inch format. For artwork, use as little shading as possible. Try to use stipple or crosshatch instead. For articles, please type or write very neatly.

If these requirements are not met, I may redo it before I put it in the Moose Call. For such things, I have a form which the submitter can fill out. It basically says what liberties I can or cannot take in re-writing.

As for submission deadlines, try to get things to me early in the last week before the monthly meeting.

me again,
Bill C.



VIDAL'S GRAPES AND GRAPES

CHAIN MAIL III

For the past two months, I have been telling how to make chainmail. First you write a letter to ten friends, telling them to send copies to ten of their friends... Seriously, I have told what tools to use, how to make the links, alternate methods, etc. I left off last time with a description of how to make the chains that go into the final product. Now I shall tell you what to do with them.

Greetings, people of Arn Hold,
It certainly is interesting to hear what has been "happening" in our shire. Alas, I am not going to write all that I have heard. Remember, our newsletter goes to Kingdom and Regional officers. As it is said, "The stylus is more trnchant than the claymore." So I must suffer all that I hear in silence.

I am quite happy that someone requested information about favors, giving and receiving. The favor itself reflects upon the persona, class and style of the giver. When giving a favor to a fighter, it should be done with all grace, honor and chivalry. (We remember that, don't we?) Time should be set aside to do this. Do not run up to a fighter as he/she is walking onto the field! That is one sure way to be rejected. Send a page, a note, or go to your fighter alone while he/she is rested. Ask politely!

F-ghters; when accepting a favor, do it wiht all grace, honor, and chivalry. If you feel you must reject a favor, do so ni the same manner in which you would accept one. Do not say, "I can't stand your face." This is someone whose honor you have been asked to uphold! If you wear the favor out onto the field, try not to lose it. Usually the maker of the favor has a second one, but tie it on securely, it's not nice to lose a favor. As I said before, fighters, this is someone's honor you are defending! It is not necessary to escort, dine or sleep with the one who gave you the favor. These things are left entirely up to the individuals.

On the whole, I would like to see more creative favor-giving and receiving in our shire.


Remember, pulchritude possesses solely cutaneous profundity.

Caio,

Vidal du Baton

Lay a pair of chains down on whatever your working surface is. Get the kinks out and angle it so that the double links point up and away from you and the single up and towards you. Scoot them together so that the double links on one chain overlap the doubles on the other. Use one of the open links (you should still have a pretty good-sized pile left) and weave it through the overlapping double links like this;

Repeat the procedure down the length of the chin untill you reach the end. I usually go from right to left, but I guess whatever turns you on will work just as well.



*William
Carterhaugh*

When you get to the end of the two chains you started with, add another chain and start again. Once you attach the first two chains, you actually have chain mail on your hands. Granted, it's a very narrow strip of chainmail, but it is nonetheless chainmail.

After you do this a few months, you should have enough to make a hauberk out of, or more than enough to make most anything else. Patterns are quite simple and should remain that way. Mine is in the shape of a T-tunic. Everything joins at right angles, so I could put the mail together there without having to use seams. It's just one solid piece of mail.

A word on seams here; avoid them as much as possible. They are a pain to make and they probably weaken the mail more than anyone can afford. Rely on the elasticity to give you any form-fitting you might want.